

Pneumatic & Hydraulic **CLAMP CARRIER**

HYDRAULIC ROTARY COMPOSER

**MASS PRODUCTION
FOR COLD EDGE
GLUING AND
LAMINATING WOOD**

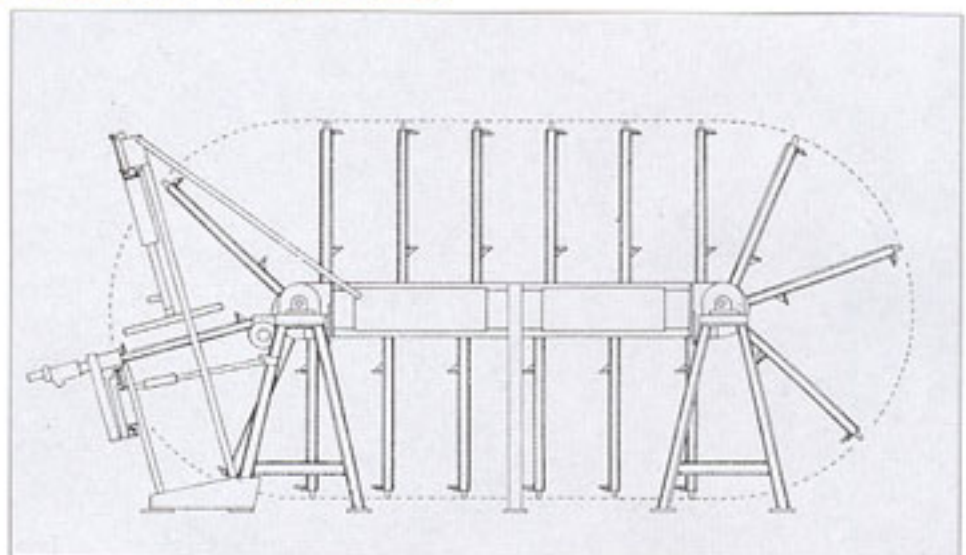
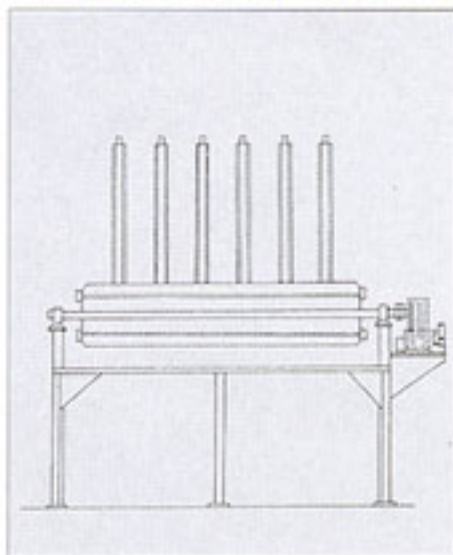


This pneumatic semi-auto. Clamp Carrier is ideal for the manufacturing of solid wood chair seats, table tops, door panels, turnings, floor and furniture boards, etc. Very solid construction and an easily operated machine, it is a complete line of automated room temperature lamination. The wood is also dried naturally to achieve maximum bond strength.

HOLYTEK

- Why are HOLYTEK's Clamp Carriers, Glue spreaders & Hydraulic Composers so well designed and such good value?
With more than 20 years of manufacturing experience, we offer very simple and most efficient equipment - with maximum rigidity and durability. Every machine has a special steel frame, large diameter shafts, heavy-duty chains, large cast iron sprockets, and an auto clamp carrier rotation cycle, all of which help to minimize operator fatigue and maximize productivity.
- Our super heavy-duty clamps with zinc-plated, corrosion-resistant, 1" x 2" rails and huge 7/8" screws provide super strength and durability. Clamps have a 3 1/2" high jaw and with accessories will laminate up to 6" (optional).
- The rear jaw is quickly and easily repositioned for different panel widths.
- The Pneumatic Panel Flattener is designed to hold down the stock flat while each clamp is tightened.
- Hold down bars are designed for edge gluing these panels (of less than 20mm). They prevent the boards from springing out of the clamps during tightening (optional).
- The Fully Automatic Clamp Carrier is the ideal labor-saving device for high production. The automatic carriage traverses from left to right, flattening panels and tightening clamps that pass on the circuit.
- Used for edge, face, assembly and laminating gluing, the ready-to-apply glues are usually aliphatic and polyvinyl acetate adhesives. These glues seep through the tiny wood pores and set, the remnant compound adhering quite strongly under the proper polymer specifications, solvents, heat, etc.

ILLUSTRATION FOR CLAMP CARRIER



EXAMPLES FOR TIMBER GLUINGS



CHOICES OF CLAMP CARRIER

CC-20-8

of clamps (6 ~ 14 clamps)

of section (6,8,12,16,20,30,40 section)


* Version of max. working length (100", 120", 150" & 4.6M/5M)

max. working depth (38", 44", 50", & 52")

max. working thickness (4" or 6")



Heavy-duty clamps with zinc-plated, corrosion-resistant, 1" x 2" rails and huge 7/8" screws provide super strength and durability. Clamps have a 3 1/2" high jaw and with accessories will laminate up to 6" (optional).




CC-12-6 CLAMP CARRIER

Picture shown is a 12 section. 6 clamps for each section.



Pneumatic Panel Flattener & Extra Hold Down Bars Clamp

Very easily adjustable pneumatic panel flattener with a powerful clamping capacity. The extra hold down bars clamp is designed for stock thicknesses less than 3/4". They prevent boards from springing out of the clamps during tightening (optional).



PNEUMATIC CLAMP CARRIER

The pneumatic clamp tightener is standard for all clamp carriers, has a very fast speed and an impact-style wrench - although they are a little noisy.

PNEUMATIC & HYDRAULIC CLAMP CARRIER


(SEMI-AUTO TYPE)



- This model is the most versatile and reliable edge-gluing machine available in the woodworking industry today. Model CC-20-8, pictured here, is equipped with 20 sections. 8 clamps each section.
- Choices of 12, 16, 20, 30, 40 sections on the Caterpillar Chain drive series are available.
- Choice of clamps on each section.
- Working thickness capacity: 3/5"~4" (max. 6" for optional)
- If thickness is less than 3/4", the separate hold-down trays as option to prevent the board become warped.
- A caterpillar type chain drives sections. (For models with over 12 sections only)
Available on both Automatic and Semi-automatic models, for choice.
- Pneumatically operated clamp tightener provides rapid tightening and loosening of clamps. Hydraulic clamp tightener is optional.
- Individual clamps can be moved to adjust the distance between two clamps.
- Panel flattener is actuated by air cylinder. When clamps are tightened, the panel flattener is applied to hold the work piece horizontal, providing a highly flat panel.
- All parts are ruggedly constructed for maximum stability and non-brittle rigidity.
- Foot switch control for operational convenience.

6 OR 8 SECTION ROTARY CLAMP CARRIER

- The simplest and most economical 6 or 8 section rotary clamp carrier available today.
- Choice of 6 -12 clamps on each section.
- Max. clamp working depth: 38", 44", 50", 52". Max. working length: 100", 120", 150"
- Sections are driven directly by a motor with gear reducer.
- Semi-automatic models are standard.
- Pneumatically operated clamp tightener provides rapid tightening and loosening of clamps. Hydraulic clamp tightener is optional.
- Individual clamps can be moved to adjust the distance between two clamps.
- Panel flattener is actuated by air cylinder. When clamps are tightened, the panel flattener is applied to hold the work piece flat, providing a very horizontally-level panel.
- Foot switch control for operational convenience.



CC-06-8